

# ***Amaranthaceae pollen grains in the atmospheric air in selected Polish cities in 2022***

**Aneta Sulborska-Różycka<sup>1</sup>, Elżbieta Weryszko-Chmielewska<sup>1</sup>, Monika Ziemianin<sup>2</sup>, Małgorzata Puc<sup>3</sup>, Grzegorz Siergiejo<sup>4</sup>, Anna Rapiejko<sup>5</sup>, Małgorzata Malkiewicz<sup>6</sup>, Dariusz Jurkiewicz<sup>7</sup>, Agnieszka Lipiec<sup>8</sup>**

<sup>1</sup> Department of Botany and Plant Physiology, University of Life Sciences in Lublin, Poland

<sup>2</sup> Department of Clinical and Environmental Allergology, Medical College, Jagiellonian University, Cracow, Poland

<sup>3</sup> Institute of Marine & Environmental Sciences, University of Szczecin, Poland

<sup>4</sup> Pediatrics, Gastroenterology and Allergology Department, University Children Hospital, Medical University of Białystok, Poland

<sup>5</sup> Allergen Research Center, Warsaw, Poland

<sup>6</sup> Laboratory of Paleobotany, Department of Stratigraphical Geology, Institute of Geological Sciences, University of Wrocław, Poland

<sup>7</sup> Department of Otolaryngology with Division of Cranio-Maxillo-Facial Surgery in Military Institute of Medicine, Warsaw, Poland

<sup>8</sup> Department of Prevention of Environmental Hazards, Allergology and Immunology, Medical University of Warsaw, Poland

## **Abstract:**

In 2022, the concentration of airborne *Amaranthaceae* pollen was investigated in 10 Polish cities: Białystok, Bydgoszcz, Cracow, Lublin, Olsztyn, Opole, Piotrków Trybunalski, Szczecin, Warsaw, and Wrocław. The volumetric method based on the use of Hirst pollen samplers was employed. The pollen season was determined with the 98% method. It was found that the *Amaranthaceae* pollen season started between June 17<sup>th</sup> and June 28<sup>th</sup> and ended between September 8<sup>th</sup> and September 25<sup>th</sup>. The maximum daily concentrations of the pollen of this taxon in the air of the examined cities were recorded between July 3<sup>rd</sup> and August 31<sup>st</sup>, with the highest values detected in Opole and Piotrków Trybunalski and the lowest values recorded in Białystok and Olsztyn. The annual *Amaranthaceae* pollen sum had highest value in Bydgoszcz and Opole and an over six-fold lower value in Białystok.

**Key words:** pollen concentration, risk of allergy, *Amaranthaceae*, 2022

## **Introduction**

According to the current taxonomic system, the former family *Chenopodiaceae* is included in the family *Amaranthaceae* [1], and the latest nomenclature is most frequently used for determination of the systematic affiliation of plants from this family in most recent aerobiological research [2–4]. Nevertheless, double names are used for *Amaranthaceae* represent-

atives, e.g. *Chenopodiaceae/Amaranthaceae* [5], *Cheno-Amaranthaceae* [6], or *Chenopodiaceae/Amaranthaceae* complex [7].

The family *Amaranthaceae* comprises 165 genera and over 2000 species [8]. In Poland, this family is mainly represented by herbaceous plants of the genera *Amaranthus* L., *Atriplex* L., and *Chenop-*

*odium* L. and two crop species: *Beta vulgaris* L. and *Spinacia oleracea* L. [9]. *Amaranthaceae* plants often grow as weeds in agricultural fields with nutrient-rich soils. Some species prefer dry habitats, whereas others require salinity (e.g. *Salsola kali* L., *Atriplex halimus* L.). A characteristic feature of *Amaranthaceae* representatives is the long flowering and pollen release period [9] and the production of spherical pollen grains with numerous pores (25–110). The size of pollen grains in this family is in the range of 21–43  $\mu\text{m}$  [10].

The allergenicity of *Amaranthaceae* pollen is ambiguously defined by various authors, as low [11, 12], moderate [13], or high [14]. Studies conducted with the use of molecular allergo diagnostics indicate sensitization to *Amaranthaceae* pollen grains. However, the symptoms of seasonal allergic rhinitis caused by this pollen may be underestimated due to the overlapping periods of flowering of other herbaceous plants, especially species of the genera *Ambrosia* L. and *Artemisia* L. [15]. High concentrations of the pollen of this taxon in the air and the associated risk of development of allergies in sensitive subjects are mainly observed in countries with a warm climate, e.g. Algeria [16], Egypt [7], Greece [17], Hungary [18], India [6], Israel [2], Kuwait [19], and Spain [20], and in particular in countries with hot desert climate such as Qatar, where *Amaranthaceae* representatives are the main source (> 50%) of allergenic pollen [3, 21].

## Aim

The aim of the study was to analyse the *Amaranthaceae* pollen seasons in selected cities of Poland in 2022 and to assess the risk of development of allergy to the pollen in sensitive subjects.

## Material and method

The measurements of the concentrations of pollen of *Amaranthaceae* representatives were carried out in 2022 in 10 Polish cities: Białystok, Bydgoszcz, Cracow, Lublin, Olsztyn, Opole, Piotrków Trybunalski, Szczecin, Warsaw, and Wrocław.

Pollen samples were collected using Hirst-type samplers (Lanzoni and Burkard) operating in a continuous mode. Every 7 days after the tape exposure, glycerine-gelatine microscope slides corresponding to 24-h intervals were made. To identify and differentiate the pollen grains from other materials, the microscopic slides were stained red with alkaline fuchsin. The slides were analysed quantitatively and qualitatively using a light microscope.

The results were expressed as the number of pollen grains in 1  $\text{m}^3$  of air per day ( $\text{P}/\text{m}^3$ ) [22]. The 98% method was used to determine the start and end dates and the length of the pollen season [23]. The start of the season was defined as the date when 1% of the seasonal cumulative pollen concentration was trapped, whereas the end of the season was noted when the cumulative pollen count reached 99%.

The following parameters were analysed in the study: start, end, duration, maximum pollen concentration (peak value), date of maximum concentration, annual pollen sum, and number of days with concentrations exceeding 9 and 20 pollen grains per 1  $\text{m}^3$ .

## Results

The *Amaranthaceae* pollen season in the analysed measurement sites in 2022 lasted three months, i.e. from June to September. The earliest onset of the season was recorded in Cracow (June 17<sup>th</sup>) and the latest start was recorded in Piotrków Trybunalski (June 29<sup>th</sup>) (tab. 1). In general, the pollen season ended in September. The difference between the earliest (Lublin – September 8<sup>th</sup>) and latest (Białystok – September 25<sup>th</sup>) dates of the end of the pollen season was 17 days (tab. 1). The average length of the pollen season in the studied cities was 86 days. The highest and the lowest number of days with *Amaranthaceae* pollen grains present in the air was recorded in Białystok (99 days) and Piotrków Trybunalski (78 days), respectively (tab. 1).

The annual *Amaranthaceae* pollen sums in the surveyed measurement sites ranged from 54 to 330 grains. The lowest values were recorded in Białystok, whereas Opole and Bydgoszcz were characterised by the highest pollen sums. The amount of pollen in the air of Opole was over 6-fold higher than in Białystok (tab. 1).

The *Amaranthaceae* pollen seasons were characterised by multimodal curves of the course and the presence of several peaks (fig. 1–5). The peak values of the daily pollen concentrations differed significantly between the cities (4–21  $\text{P}/\text{m}^3$ ). The highest values, i.e. 19 and 21  $\text{P}/\text{m}^3$ , were recorded in Opole and Piotrków Trybunalski, respectively, and the lowest levels were noted in Białystok (4  $\text{P}/\text{m}^3$ ) and Olsztyn (6  $\text{P}/\text{m}^3$ ) (tab. 1). The highest concentrations of *Amaranthaceae* pollen in the air of the examined cities were recorded between July 3<sup>rd</sup> and August 31<sup>st</sup>. Cracow and Wrocław were the only cities with the highest values of this parameter noted in July (July 3<sup>rd</sup> and 29<sup>th</sup>, respectively). In turn, the highest pollen concentrations in the vast majority (approx. 60%) of the other measurement

sites were recorded mainly in the last week of August (August 26<sup>th</sup>–31<sup>st</sup>).

In most of the studied cities, there was only one day with maximum daily concentrations of the pollen of this taxon in the air. In several cities, a higher number of such days was noted, i.e. 2 in Białystok and Szczecin, 3 in Wrocław, and 4 in Warsaw (tab. 1). Four measurement sites (Białystok, Cracow, Olsztyn, and Wrocław) showed no days with daily concentrations of *Amaranthaceae* pollen  $\geq 9$  P/m<sup>3</sup>. The number of such days in the other cities ranged from 2 (Szczecin) to 11 (Opole). One day with a daily pollen concentration  $\geq 20$  P/m<sup>3</sup> was recorded only in Opole (tab. 1).

54 to 330 grains. These values are partly consistent with the data from 2020 (35–231 grains) [4, 5] and 2019 (116–359 grains) [25]. In 2022, the highest amounts of the pollen of the analysed taxon were recorded in Bydgoszcz (315) and Piotrków Trybunalski (330). In the previous years (2020 and 2019), the largest amounts of *Amaranthaceae* pollen were noted in Olsztyn (231) and Lublin (230) [4, 5] and in Lublin (359) and Opole (338) [25], respectively. The lowest annual *Amaranthaceae* pollen sums were recorded in Białystok in the present study, likewise in 2020 [5], whereas the lowest value of this parameter in 2019 was noted in Cracow [25].

**Table 1.** Characteristics of *Amaranthaceae* pollen seasons in 2022.

Site	Pollen season period by the 98% method (number of days)	Annual pollen sum	Peak value (P/m <sup>3</sup> )	Peak date	Days $\geq 9$ P/m <sup>3</sup>	Days $\geq 20$ P/m <sup>3</sup>
Białystok	19.06–25.09 (99)	54	4	15.08, 26.08	0	0
Bydgoszcz	19.06–14.09 (90)	315	15	27.08	7	0
Cracow	17.06–12.09 (88)	146	8	3.07	0	0
Lublin	22.06–8.09 (79)	187	13	26.08	3	0
Olsztyn	20.06–12.09 (85)	126	6	26.08	0	0
Opole	28.06–15.09 (80)	330	19	5.08	11	0
Piotrków Trybunalski	29.06–14.09 (78)	259	21	27.08	7	1
Szczecin	22.06–22.09 (93)	152	9	27.08, 31.08	2	0
Warsaw	24.06–16.09 (85)	209	9	14.08, 16.08, 26.08, 30.08	4	0
Wrocław	21.06 – 13.09 (85)	168	8	29.07, 5.08, 27.08	0	0

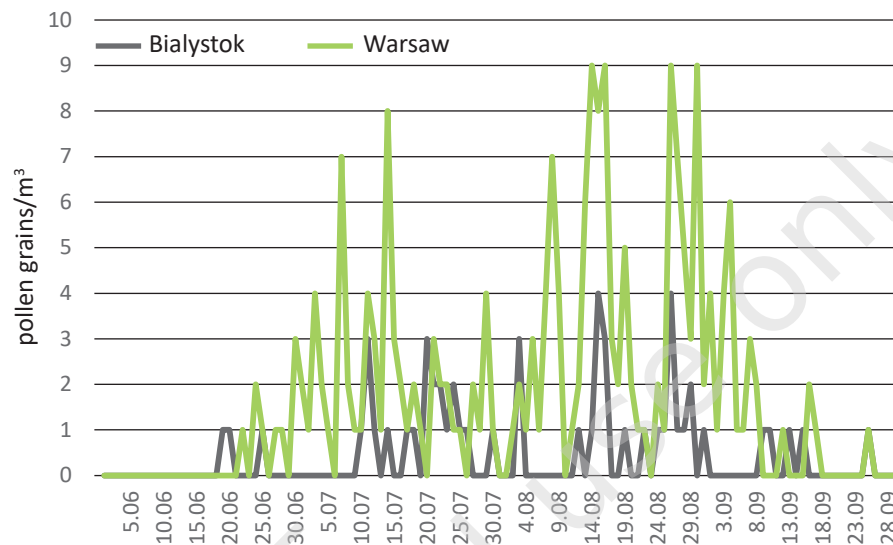
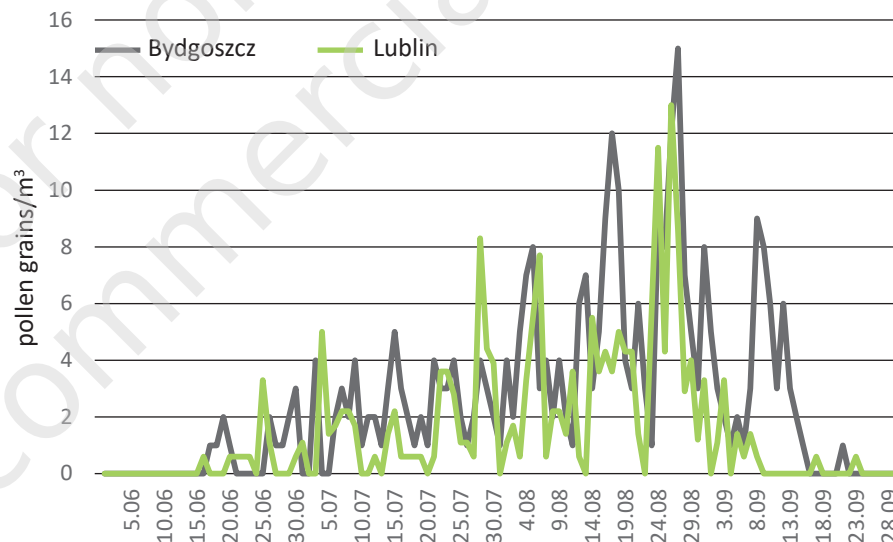
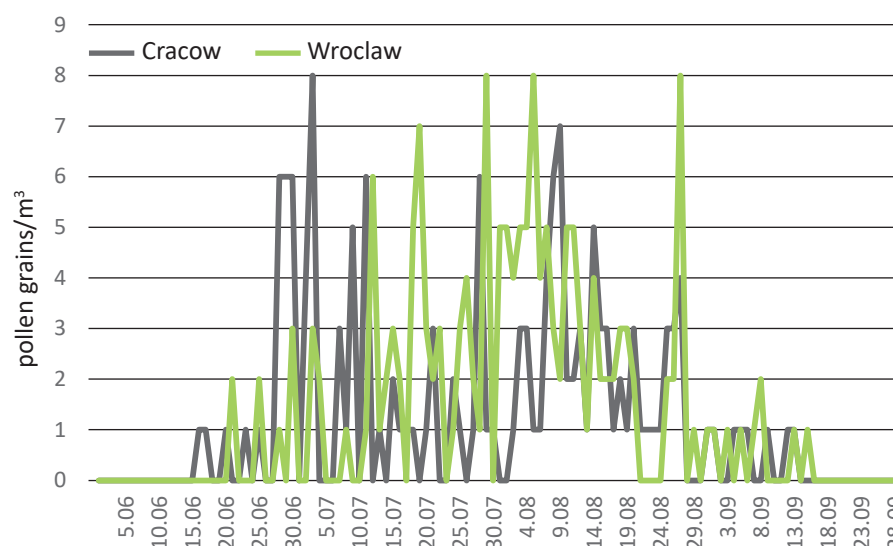
## Discussion

*Amaranthaceae* pollen seasons are long with many peaks and a low seasonal pollen index (SPI) value [24], which we also found in our present study. In 2022, the *Amaranthaceae* pollen season in Poland lasted from June 17<sup>th</sup> to September 25<sup>th</sup>. In 2019 and 2020, the dates of the onset of the season were comparable (June 14<sup>th</sup> and June 13<sup>th</sup>, respectively) [5, 25]. The end of the season was noted a month earlier (August 25<sup>th</sup>) in 2019 [25] and on the same date as in 2022 (September 25<sup>th</sup>) in 2020 [5].

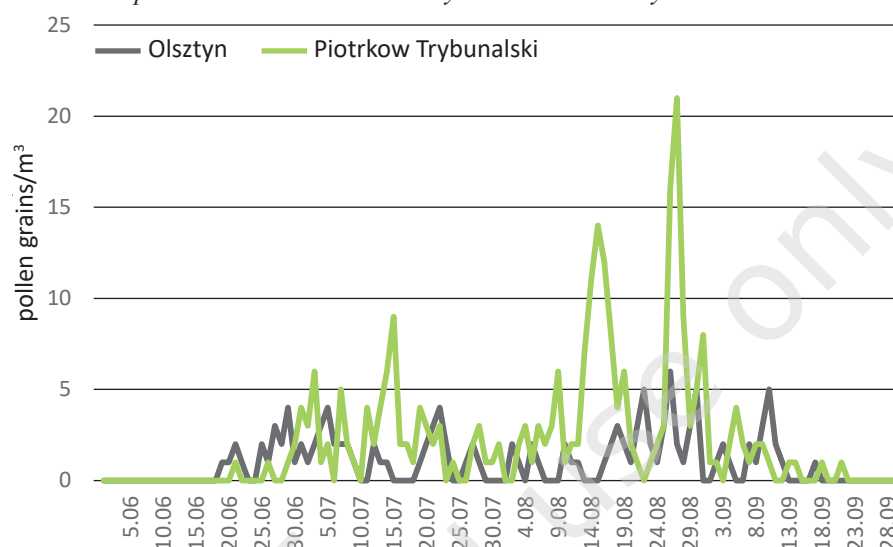
The present study showed that the annual sum of *Amaranthaceae* pollen grains in 2022 ranged from

In 2022, the peak amount of *Amaranthaceae* pollen in the air of the examined cities was in the range of 4–21 P/m<sup>3</sup>. This value was lower with data reported in 2020 (7–26 P/m<sup>3</sup>) [25] and higher than that recorded in 2019 (4–14 P/m<sup>3</sup>) [5]. The present study demonstrated that the maximum daily concentrations of *Amaranthaceae* pollen in the air of the examined cities in 2022 were recorded in the last week of August. The highest values of this parameter were noted between July 26<sup>th</sup> and August 29<sup>th</sup> in 2019 [25] and between August 2<sup>nd</sup> and September 12<sup>th</sup> in 2020 [4, 5].

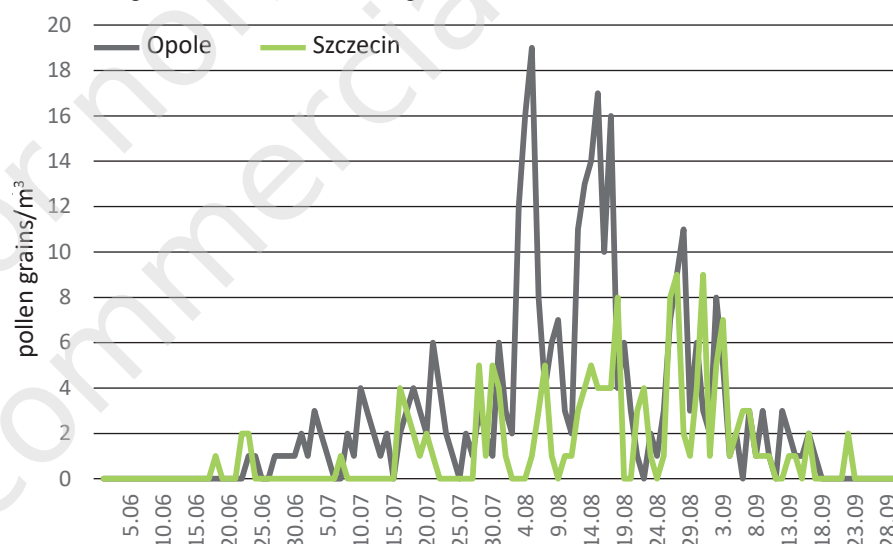
In 2022, there were 0–11 days with *Amaranthaceae* pollen concentrations in the air exceeding 9 P/m<sup>3</sup>.

**Figure 1.** *Amaranthaceae* pollen concentration in Białystok and Warsaw in 2022.**Figure 2.** *Amaranthaceae* pollen concentration in Bydgoszcz and Lublin in 2022.**Figure 3.** *Amaranthaceae* pollen concentration in Cracow and Wrocław in 2022.

**Figure 4.** *Amaranthaceae* pollen concentration in Olsztyn and Piotrkow Trybunalski in 2022.



**Figure 5.** *Amaranthaceae* pollen concentration in Opole and Szczecin in 2022.



In the previous years, the number of such days was lower, i.e. 0–5 days in 2019 [25] and 0–4 days in 2020 [5]. The present study and previous reports [5, 25] indicate that there are almost no days with daily concentrations exceeding 21 P/m<sup>3</sup> in Poland, which indicates a low risk of allergy in sensitive subjects. In turn, the abundant flowering of representatives of *Amaranthaceae* reported in studies conducted in Qatar was associated with a moderate or high allergenicity of the pollen [21]. In Ukraine, sensitization to allergens of *Amaranthaceae* pollen grains was detected in 1.2–11% of examined subjects. The authors of the study indicate the necessity of a more comprehensive analysis of the relationships and correlations between pollen of *Amaranthaceae* representatives and pollen of other herbaceous plants flowering in the same period (mainly the genera *Ambrosia* and *Artemisia*) [15].

## Conclusions

1. The *Amaranthaceae* pollen season in the studied Polish cities in 2022 lasted from mid June to the last decade of September.
2. The highest seasonal sums of pollen grains of this taxon in 2022 were recorded in Bydgoszcz and Opole, in contrast to the previous 3 years (Lublin).
3. In 2022, the highest pollen concentrations of the studied taxon were recorded mainly in the last week of August.
4. In Poland, the risk of allergy to the pollen of this taxon is low, given the low number of days with concentrations exceeding  $\geq 9$  P/m<sup>3</sup>.



## References

1. The Angiosperm Phylogeny Group. An update of the Angiosperm Phylogeny Group classification for the orders and families of flowering plants: APG IV. *Bot J Linn Soc* 2016; 181(1): 1-20. <http://doi.org/10.1111/boj.12385>.
2. Helfman-Hertzog I, Kutiel H, Levetin E et al. The impact of Sharav weather conditions on airborne pollen in Jerusalem and Tel Aviv (Israel). *Aerobiologia*. 2018; 34: 497-511. <http://doi.org/10.1007/s10453-018-9526-6>.
3. Al-Nesf MA, Gharbi D, Mobayed HM et al. The association between airborne pollen monitoring and sensitization in the hot desert climate. *Clin Transl Allergy*. 2020; 10: 35. <http://doi.org/10.1186/s13601-020-00339-6>.
4. Piotrowska-Weryszko K, Weryszko-Chmielewska E, Sulborska A et al. Amaranthaceae pollen grains as indicator of climate change in Lublin (Poland). *Environ Res*. 2021; 193: 110542. <http://doi.org/10.1016/j.envres.2020.110542>.
5. Piotrowska-Weryszko K, Weryszko-Chmielewska E, Sulborska A et al. Concentration of pollen of Chenopodiaceae/Amaranthaceae plants in the air of selected Polish cities in 2020. *Alergoprofil*. 2020; 16(4): 34-40. <http://doi.org/10.24292/10.24292/01.AP.164311220.X>.
6. Singh N, Singh U, Singh D et al. Correlation of pollen counts and number of hospital visits of asthmatic and allergic rhinitis patients. *Lung India*. 2017; 34: 127-31. <http://doi.org/10.4103/0970-2113.201313>.
7. Taia WK, Ibrahim MI, Bassiouni EM. Study Of The Airborne Pollen Grains In Rosetta, Egypt. *Int J Curr Adv Res*. 2019; 3(3): 122-9.
8. Christenhusz MJM, Byng JW. The number of known plants species in the world and its annual increase. *Phytotaxa*. 2016; 261(3): 201-17. <http://doi.org/10.11646/phytotaxa.261.3.1>.
9. Rutkowski L. Klucz do oznaczania roślin naczyniowych Polski niżowej. 2<sup>nd</sup> ed. Wydawnictwo Naukowe PWN, Warszawa 2008.
10. Beug HJ. Leitfaden der Pollenbestimmung für Mitteleuropa und angrenzende Gebiete. Verlag Dr. Fredrich Pfeil, München 2004.
11. Rapiejko P, Weryszko-Chmielewska E, Chłopek K et al. Pylek roślin złożonych w sezonie 2000. *Alergia*. 2001; 2: 13-5.
12. Silny W, Czarnecka-Operacz M. Alergeny powietrzno pochodne. *Przewodnik Lekarza*. 2001; 4(3): 112-7.
13. Smith EG. Sampling and Identifying Allergenic Pollens and Molds. Blewstone Press, San Antonio, Texas 1990.
14. Ruiz-Valenzuela L, Aguilera F. Trends in airborne pollen and pollen-season-related features of anemophilous species in Jaen (south Spain): A 23-year perspective. *Atmospheric Environ*. 2018; 180: 234-43. <http://doi.org/10.1016/j.atmosenv.2018.03.012>.
15. Rodinkova V, Yuriev S, Kaminska O et al. Amaranthaceae is an underestimated summer allergen with sensitization often underappreciated. *J Allergy Clin Immunol*. 2022; 149(2): 604. <http://doi.org/10.1016/j.jaci.2021.12.659>.
16. Kiared (Ould-Amara) G, Bessedik M, Riding JB. The aeropalynology of Es-Sénia airport, Oran, northwest Algeria. *Palynology*. 2017; 41(1): 121-31. <http://doi.org/10.1080/01916122.2015.1112944>.
17. Gioulekas D, Papakosta D, Damialis A et al. Allergenic pollen records (15 years) and sensitization in patients with respiratory allergy in Thessaloniki, Greece. *Allergy*. 2004; 5: 174-84. <http://doi.org/10.1046/j.1398-9995.2003.00312.x>.
18. Kadocsa E, Juhasz M. Study of airborne pollen composition and allergen spectrum of hay fever patients in South Hungary (1990-1999). *Aerobiologia*. 2002; 18: 203-9.
19. Al-Dousari AM, Ibrahim MI, Al-Dousari N et al. Pollen in aeolian dust with relation to allergy and asthma in Kuwait. *Aerobiologia*. 2018; 34: 325-36. <http://doi.org/10.1007/s10453-018-9516-8>.
20. Majeed HT, Periago C, Alarcón M et al. Airborne pollen parameters and their relationship with meteorological variables in NE Iberian Peninsula. *Aerobiologia*. 2018; 34: 375-88.
21. Al-Nesf MA, Gharbi D, Mobayed HM et al. Aerobiological monitoring in a desert type ecosystem: Two sampling stations of two cities (2017–2020) in Qatar. *PLoS ONE*. 2022; 17(7): e0270975. <http://doi.org/10.1371/journal.pone.0270975>.
22. Mandrioli P, Comtois P, Dominguez Vilches E et al. Sampling: principles and techniques. In: Mandrioli P, Comtois P, Levizzani V (ed). *Methods in Aerobiology*. Pitagora Editrice, Bologna 1998.
23. Emberlin J, Detandt M, Gehrig R et al. Responses in the start of Betula (birch) pollen seasons to recent changes in spring temperatures across Europe. *Int J Biometeorol*. 2002; 46: 159-70. <http://doi.org/10.1007/s00484-002-0139-x>.
24. Kasprzyk I. Sezonowe zmiany koncentracji ziaren pyłku w powietrzu. In: Weryszko-Chmielewska E (ed). *Aerobiologia*. Wyd. Akademii Rolniczej, Lublin 2007.
25. Puc M, Rapiejko P, Magyar D et al. Goosefoot – a plant that likes drought. The goosefoot family pollen season in 2019 in Poland, Hungary and Slovakia. *Alergoprofil*. 2020; 16(3): 18-25. <http://doi.org/10.24292/01.AP.163180920>.

## ORCID

A. Sulborska-Różycka – ID – <http://orcid.org/0000-0002-7720-0719>  
 E. Weryszko-Chmielewska – ID – <http://orcid.org/0000-0001-8410-2757>  
 M. Ziemianin – ID – <http://orcid.org/0000-0003-4568-8710>  
 M. Puc – ID – <http://orcid.org/0000-0001-6734-9352>  
 G. Siergiejko – ID – <http://orcid.org/0000-0003-4084-8332>  
 A. Rapiejko – ID – <http://orcid.org/0000-0002-8906-2405>  
 M. Malkiewicz – ID – <http://orcid.org/0000-0001-6768-7968>  
 D. Jurkiewicz – ID – <http://orcid.org/0000-0003-3729-2679>  
 A. Lipiec – ID – <http://orcid.org/0000-0003-3037-2326>

## Author's contributions:

A. Sulborska-Różycka: 40%; other authors: 7.5% each.

## Conflict of interests:

The authors declare that they have no competing interests.

## Financial support:

None.

## Ethics:

The contents presented in this paper are compatible with the rules of the Declaration of Helsinki, EU directives and standardized requirements for medical journals.

Copyright: © Medical Education sp. z o.o. This is an Open Access article distributed under the terms of the Attribution-NonCommercial 4.0 International (CC BY-NC 4.0). License (<https://creativecommons.org/licenses/by-nc/4.0/>), allowing third parties to copy and redistribute the material in any medium or format and to remix, transform, and build upon the material, provided the original work is properly cited and states its license.

## Correspondence

**Aneta Sulborska-Różycka, PhD**

Department of Botany and Plant Physiology,

University of Life Sciences in Lublin

20-950 Lublin, ul. Akademicka 15

e-mail: [aneta.sulborska@up.lublin.pl](mailto:aneta.sulborska@up.lublin.pl)

For non-commercial use only